



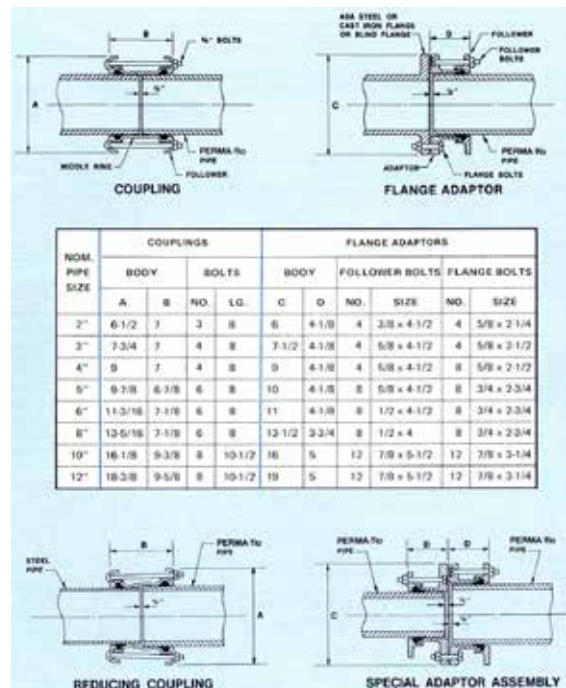
PERMA/flo

Abrasion resistant pipe and fittings

Clyde Bergemann Power Group PERMA/flo pipe is designed to withstand the wearing action of abrasive materials when transported either hydraulically or pneumatically. Constructed of a special cast chrome-iron alloy, PERMA/flo pipe is uniform in wall thickness and homogenous in its tough, dense, close grained structure.

To cover the wide variation of hardness requirements, PERMA/flo piping is available in hardness ranges to 500+ Brinell compared to #140 for 316 SS, #180 for grey cast iron, and #215 for austenetic manganese steel. The fittings are constructed of a hard chrome-iron, abrasion resistant alloy. The compact construction of the fittings allow for easy installation and replacement.

PERMA/flo pipe and fittings are available in 2" to 12" diameters and in short and long radius designs (see back for dimensions). All PERMA/flo pipe and fittings are cast with plain ends to allow for a multitude of connection options including sleeve type couplings and flanged adaptors.

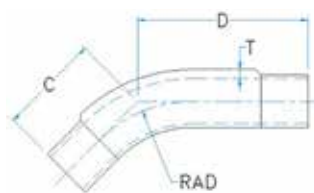




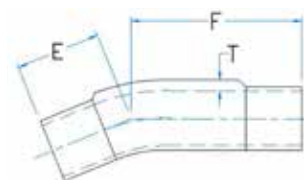
Abrasion resistant pipe and fittings



90° IWB



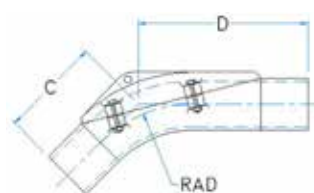
45° IWB



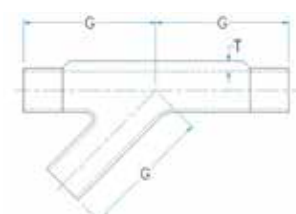
22.5° IWB



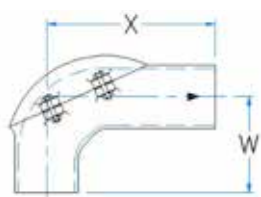
90° RWB



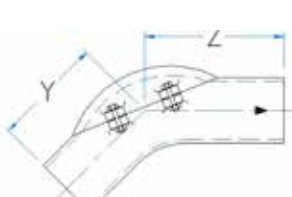
45° RWB



45° IWB Lateral



90° RWB (impact style)



45° RWB (impact style)

- Induction hardened and ceramic or basalt lined pipe and fittings are also available
- PERMA/flo tees are also available in various sizes

I.D.	O.D.	A	B	C	D	E	F	G	RAD	T	W	X	Y	Z
2	3.00	12.25	15.25	8.75	11.75	7.44	10.44	15.25	6.00	0.75	-	-	-	-
3	4.00	15.25	21.25	10.00	14.50	7.56	12.06	16.75	9.00	8.75	-	-	-	-
4	5.00	18.25	24.25	11.25	17.25	8.63	14.63	18.25	12.00	1.00	8.13	14.50	9.75	12.25
5	6.00	21.25	28.75	12.50	20.00	9.25	16.75	19.75	15.00	1.06	-	-	-	-
6	7.10	24.25	33.25	13.69	22.69	9.81	18.81	21.25	18.00	1.13	10.38	19.38	12.13	15.88
8	9.05	30.25	42.25	16.19	28.19	11.00	23.00	23.25	24.00	1.31	12.75	24.63	15.13	20.25
10	11.40	38.25	53.25	20.69	35.69	14.19	29.19	30.25	30.00	1.38	17.00	30.00	19.00	24.00
12	13.20	44.25	62.25	23.19	41.19	15.44	33.44	33.25	36.00	1.50	21.00	37.00	23.00	29.00
14	15.30	-	-	-	-	-	-	-	-	-	21.00	37.00	23.00	29.00



Clyde Bergemann Power Group Americas Inc.
Materials Handling Product Division

33 Sproul Road
Malvern, Pennsylvania 19355
USA

1-800-238-2974
T: 610-695-9700
F: 610-695-9724

Website: www.cbpg.com
eMail: info@us.cbpg.com